

USER MANUAL

Flabar FLOW

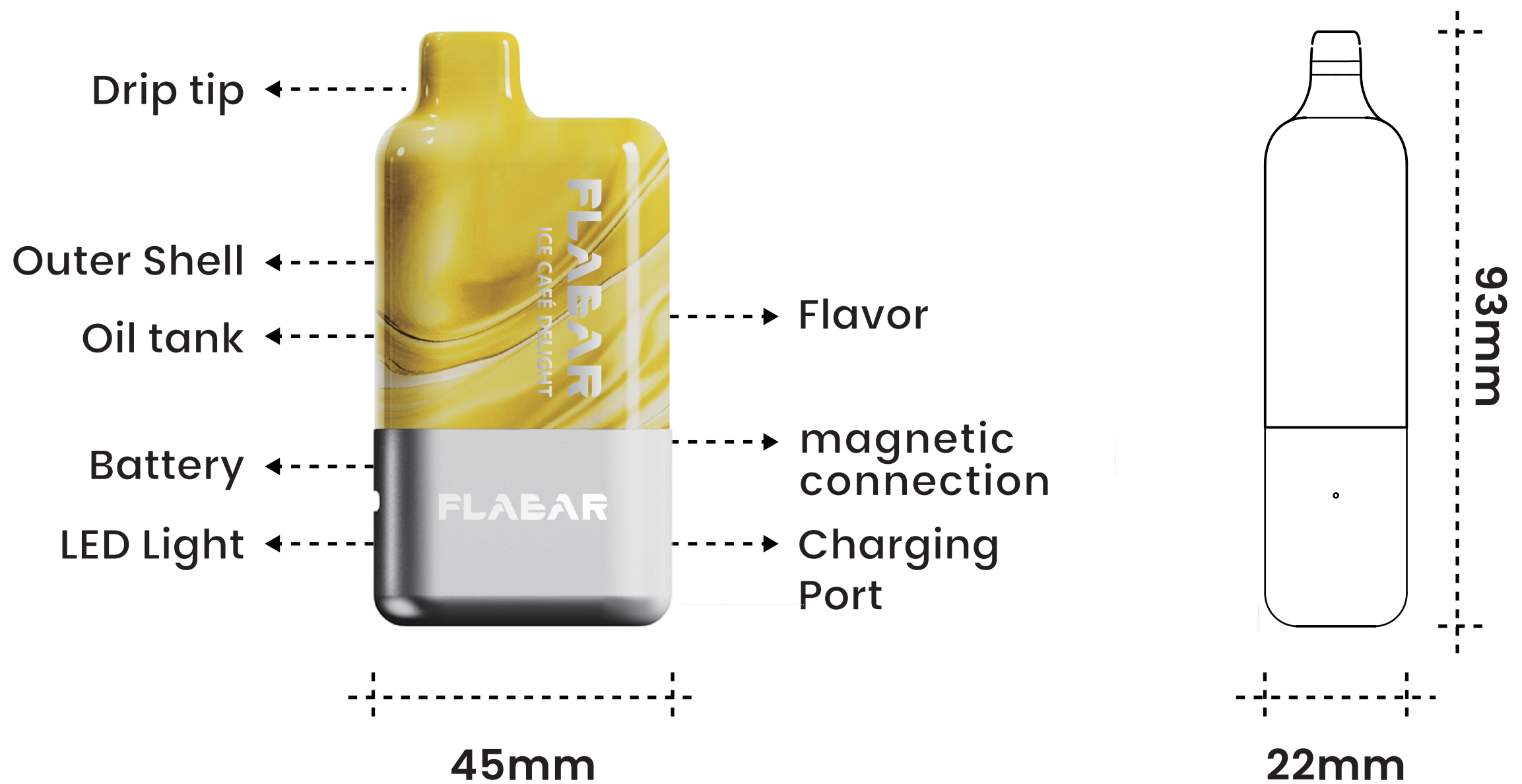


FLABAR

Boton Global Technology Company Limited

Congratulations on unlocking a superior vaping experience with Flabar. Before you begin, please take a few moments to carefully read the instructions in this manual to ensure you enjoy all the pleasurable moments of vaping in comfort and safety.

Getting to know the product



SPECIFICATIONS

Model: Flow

Type of product: Prefilled Pod

Size: 45*22*93mm

Tank capacity: 10ml

Material: PCTG

Freebase Nicotine: 30mg/mL

Up to puffs: 10000

Battery capacity: 500mAh

Resistance: 1.0Ω

Voltage: 3.6V

Type of Coils: Mesh coil

Charging Port: Type-C 5Vdc-1.0a

How to use Flabar Flow

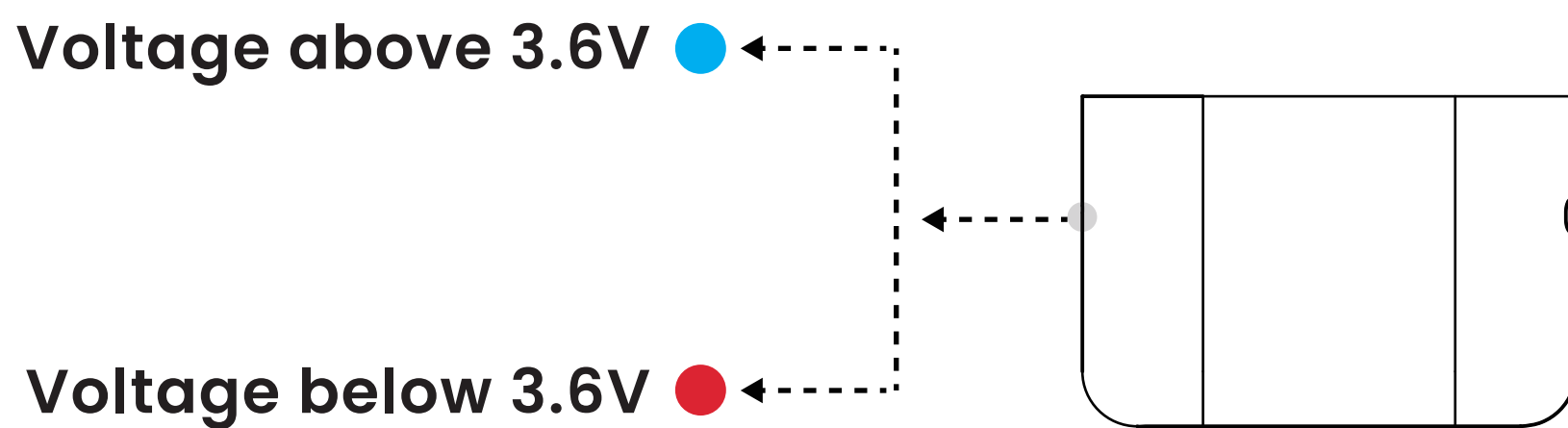
(1) START VAPING



To vape, just inhale directly from the drip tip. As you do, the LED light on the right side will gradually brighten in blue. After you stop vaping, the device will automatically shut off after 2 seconds.

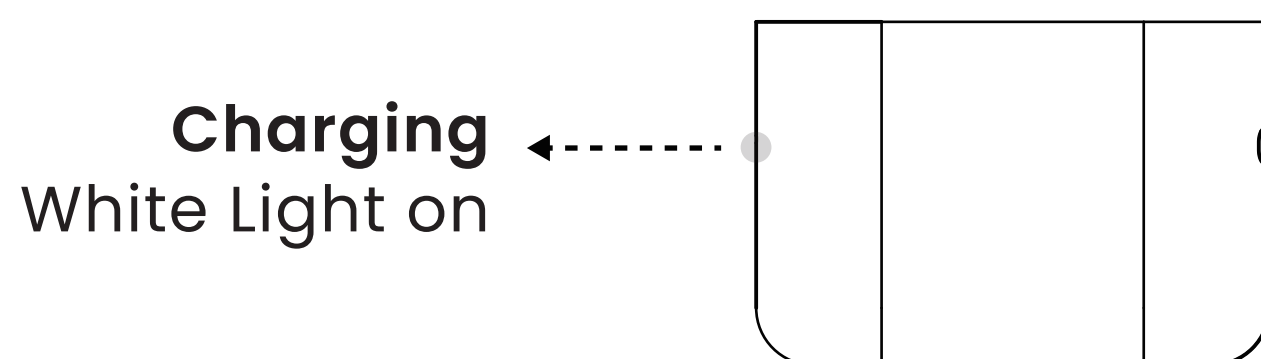
(2) When vaping

When vaping, if the battery voltage drops below 3.6V, the LED light will gradually illuminate in red. Conversely, if the voltage is above 3.6V, the LED will shine in blue and will gradually turn off when you stop vaping.

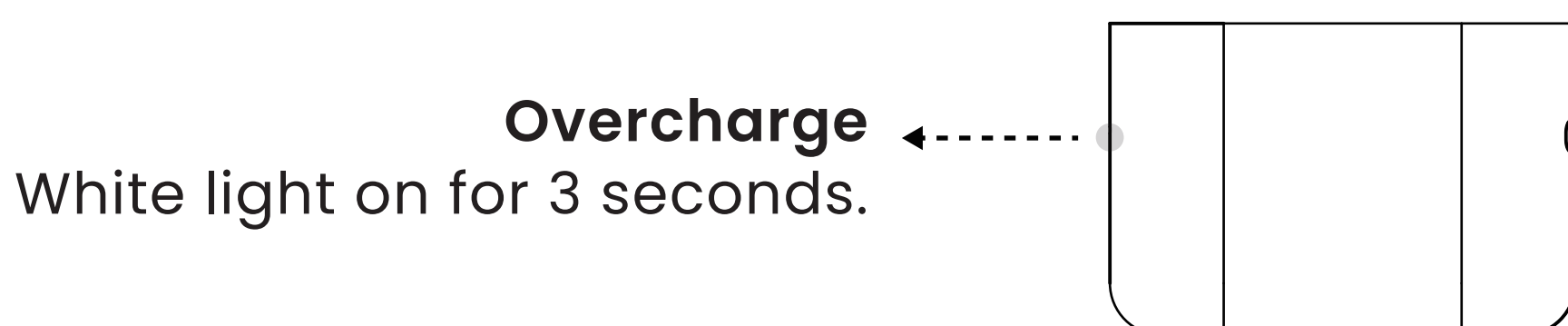


(3) Charging the device

Using the appropriate cable for the Type-C charging port, connect it to the device. When the connection is secure, the LED light will illuminate in white. Once fully charged or if there is no current, the white LED light will turn off. If the cable is disconnected with the device during charging, the white LED light will also be turned off.



If the cable is connected to the device when the battery is fully charged, the LED light will illuminate white for 3 seconds before turning off automatically.



Safety protections & troubleshooting

Overload protection:

If you vape for longer than 6 seconds, the device will automatically stop to prevent overheating. The LED light will flash three times in white as a reminder.

Low voltage protection:

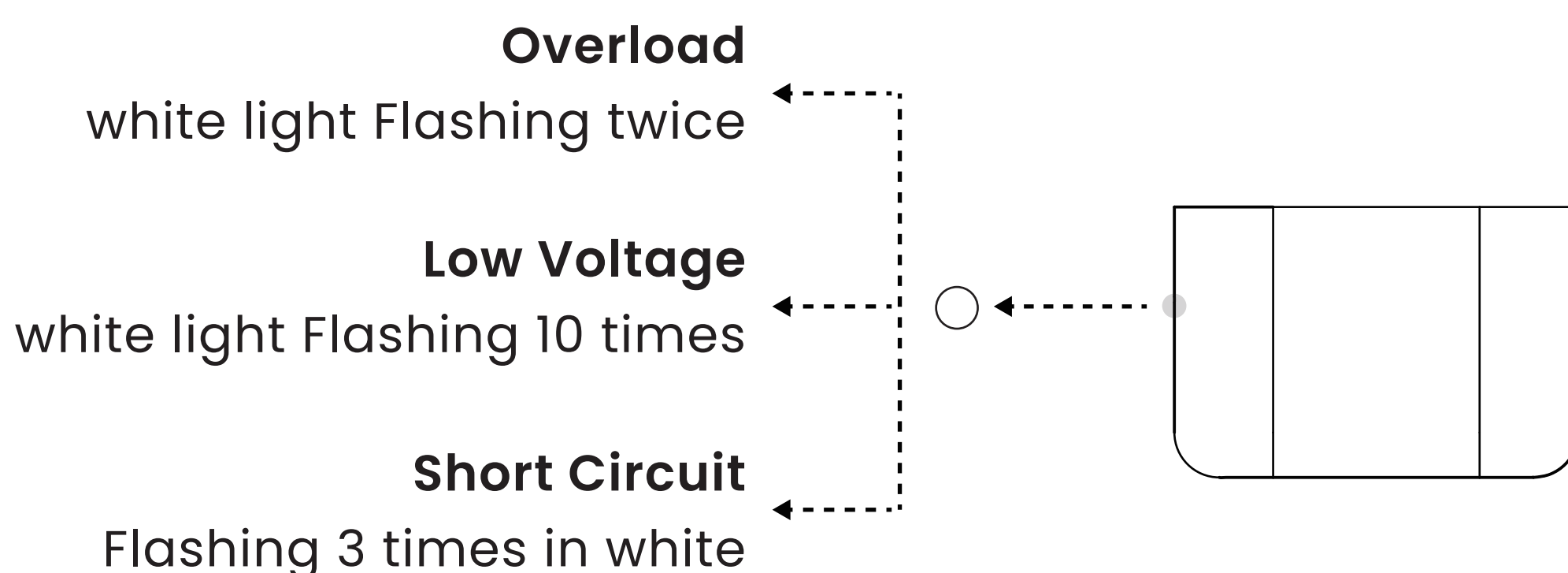
When the battery voltage drops below 2.8V during vaping or below 3.3V before vaping, the LED light will flash 10 times in white, and the device will stop outputting voltage.

Short circuit protection:

In the event of a short circuit, the LED light will flash 3 times in white, and the atomizer will automatically cease functioning. Please do not continue to use the device.

Over-charge protection:

The LED light will remain illuminated while charging and will turn off once the device is fully charged.



CHARGING

- Always use the correct charger: Please use standard USB output charger with proper charging current and voltage range.
- Don't use while charging: Charging while using can damage the device. To prevent overheating, don't leave the charger plugged in overnight.

Use only a USB Type-C 5v/1a battery charger.

BATTERY

The Flabar Flow device uses a Lithium-Ion battery. Be careful and dispose of it properly. Don't throw it in the trash. Avoid overcharging and short-circuiting the battery.

Cleaning and Maintenance

Your **Flabar flow Pod**'s mouthpiece can become clogged if used for extended periods. This can make it harder to inhale or reduce the amount of vapor produced. Follow these steps to keep your device clean and functioning properly:

Clean regularly: Wash the mouthpiece and any detachable parts with warm, soapy water. Rinse them thoroughly and let them dry completely before putting them back together.

Keep it dry: Don't submerge the device in water or use harsh cleaning chemicals.

Battery care: Don't let the battery completely drain often. Recharge it when it gets to around 20%. Check the battery for any damage, swelling, or corrosion. If you see any problems, stop using it and replace the battery.

TIPS: Wipe the outside of the device regularly with a soft, dry cloth to remove dust and dirt. Keep it away from extreme temperatures, humidity, and direct sunlight. This can damage the device and shorten the battery life.

Proper Handling

THINGS TO NOTE:

- When you put in or take out pods, do it carefully so you don't damage the connectors.
- Do not leave the charging device unattended.
- Avoid damaging your Flabar Flow Device: Don't drop it, bend it, crush it, puncture it, burn it, put it in the microwave, shred it, paint it, or insert foreign objects into it.
- If a visual inspection of the product indicates no signs of damage, the user can proceed to use the device after cleaning it, especially the mouthpiece, with a paper towel or dry cloth.
- If the device was dropped, inspect it carefully. Make sure no parts are loose, there's no leaking, and there are no signs of damage before using it again.
- Do not attempt to repair it by yourself as damage or personal injury may occur.
- Don't use a damaged charger. Using an incompatible charger can cause a fire hazard due to voltage differences.

Storage and Waste Processing

STORAGE

- **Store in a cool, dry place:** Keep the device and pre-filled pods away from heat sources and direct sunlight. Extreme temperatures can damage the batteries and cause leaks. (Recommended temperature range: -10~60°C / 14~140°F while using, and -10~45°C / 14~113°F while storing)
- **Keep it out of reach:** Store Flabar Flow products in a safe place, especially if there are children or pets around. Nicotine is highly toxic.

WASTE PROCESSING

EEE Recycling: The product should not be treated as household waste, instead, it should be handed over to the applicable collection point for the recycling of electrical and electronic equipment.

Battery Recycling: The product should not be treated as household waste, instead it should be handed over to the applicable used battery collection point for recycling.

Proper Disposal of Pods:

- **Empty Pods:** If your pods are empty, they can often be disposed of in regular household trash. However, it's essential to check local regulations for specific guidelines.
- **Full Pods:** If the pods still contain e-liquid, consider disposing of them at an e-waste recycling facility to prevent the e-liquid from contaminating the environment.

Warnings and precautions



This product contains nicotine. Nicotine is an addictive substance and it is not suitable or recommended to use in the following cases:

1. This device is not suitable for:



Persons under the legal smoking age.



Persons experiencing cardiovascular disease, stomach or duodenal ulcers, liver or kidney problems, long-term throat disease or difficult breathing due to bronchitis, emphysema or asthma.



Persons with an overactive thyroid gland or experiencing phaeochromocytoma (a tumor of the adrenal gland that can affect blood pressure.)



Persons taking certain medications like Theophylline, Ropinirole or Clozapine and etc.

2. This device is not recommended for:

- Non-smokers
- Pregnant or breastfeeding women

3. You may experience the following results if you use this nicotine-containing product. If it happens, please consult a healthcare professional and show them this leaflet if possible:



Feeling faint / Nausea / Dizziness / Headache / Coughing / Irritation of the mouth or throat / Stomach discomfort / Hiccups / Nasal congestion / Vomition / Chest palpitations / pain or an irregular heart rate.

3. For Person in the Entourage:

- **Secondhand Exposure:** Although vaping is often perceived as safer than smoking, it still exposes bystanders to harmful chemicals, including nicotine and ultrafine particles.
- **Respiratory Irritation:** Non-smokers in the vicinity may experience respiratory issues or irritation from inhaling vapor.
- **Potential Health Risks:** The long-term effects of secondhand vapor exposure are still being studied, but there may be risks associated with inhaling flavored or chemical-laden vapor.

- **Social Perception and Stigma:** Being around someone who vapes may lead to social stigma or discomfort among non-smokers or those opposed to vaping.
- **Risk to Vulnerable Populations:** Children, pregnant women, and individuals with pre-existing health conditions may be particularly susceptible to the negative effects of secondhand vapor.



This device should not be used by persons under the legal smoking age.



INGREDIENTS: PROPYLENE GLYCOL, GLYCEROL, NICOTINE (3% OR 300mg), ETHYL ALCOHOL, FLAVORING.

PG/VG: 60/40

ALLERGEN: NO ALLERGENIC INGREDIENTS.

Flabar Flow Component Lifespan

Batteries:

- **Lifespan:** 1-2 years (varies based on usage, quality and maintenance).
- **Replacement Need:** Reduced battery life, overheating, and the device not powering on.

Pods:

● **Lifespan:** Generally last a few weeks, but performance may decline over time.

- **Replacement Need:**

Replace the pod when it is nearly empty or completely empty, and also if you observe any leaks, taste issues, or if it appears cracked or damaged.

What to Do in Case of E-Liquid Exposure

1. Skin Contact

- **Wash the Area:** Immediately wash the affected skin with soap and water.
- **Remove Contaminated Clothing:** Take off any clothing that may have come into contact with the e-liquid. Remove Contaminated Clothing: Take off any clothing that may have come into contact with the e-liquid.
- **Monitor for Symptoms:** Watch for signs of irritation, rash, or other reactions.

2. Eye Contact

- **Rinse Eyes:** Flush the eyes gently with water or saline solution for at least 15 minutes.
- **Remove Contact Lenses:** If applicable, remove contact lenses during rinsing.
- **Seek Medical Attention:** If irritation persists or vision is affected, consult a healthcare professional.

3. Inhalation

- **Do Not Induce Vomiting:** If e-liquid is ingested, do not induce vomiting unless advised by a medical professional.
- **Call Poison Control:** Contact your local poison control center or emergency services for guidance.

Your Health Matters!

If you or someone you know experiences adverse effects from vaping, it's crucial to report these events. This helps improve product safety and protect the community.

What is an Adverse Event?

An adverse event is any negative health effect linked to the use of a vaping product, including:

- Respiratory issues (coughing, wheezing, shortness of breath)
- Skin reactions (rashes, irritation)
- Cardiovascular symptoms (chest pain, rapid heartbeat)
- Neurological symptoms (dizziness, headaches)

How to Report an Adverse Event?

1. Document the details:

- Date and Time of event
- Description of symptoms
- Product details (brand, type, nicotine content)
- Usage information (frequency, duration)
- Patient demographics (age, health history)

2. Who Can Report?

- Consumers
- Health Professionals

3. Where To Report?

- Internal Reporting: Contact your healthcare provider or facilities.
- External Reporting:
 - Philippine Food and Drug Administration (FDA): Report via the FDA's online portal or contact:
 - Website: www.fda.gov.ph
 - Hotline: (02) 8857-1900

Why Report?

- Helps identify safety issues with vaping products.
- Contributes to better research and regulatory actions.
- Protect the health of all users in the community.

Need Assistance?

For help with reporting, contact:

CONSUMER SERVICES

 +86-752-5753869

 service@flabarlab.com


For additional information and assistance, visit:

www.flabarlab.com

www.indigodistributioncorp.com/vape



Made In China



@flabarph



@flabarph

FLABAR

Manufacturer: Kimsun Technology (Huizhou) Co., Ltd.
No. 8 Taixiang Road, High-Tech Zone Sandong, Huicheng
District, Huizhou City, Guangdong, China
Tel: +86-752-5753869
Email: service@flabarlab.com
Website: www.flabarlab.com

Imported and Distributed by: Indigo Distribution Corporation
The Venue Bldg., Unit 201-A, Lot C-5, Commercial Area, Subic
Bay Gateway Park Phase 1, Subic Bay Freeport Zone,
Zambales, Philippines
Tel: +63-2-79009499
Email: indigodistributioncorporation@gmail.com
Website: www.indigodistributioncorp.com

MFG. DATE: MMDDYYYY
EXP. DATE: MMDDYYYY
SERIAL NO.: